2016

2017-28

2017 04

			300388

Anhui Guozhen Environment Protection Technology Joint Stock9 T49.54 147.17 0.48 rref*426.W*]

	10,237,783.78	31,760,900.93	34,693,340.07	49,089,533.89
	-382,574,507.67	-161,877,565.60	-17,350,557.83	40,698,230.10

1

2

	2016	2015	2014	
	112,205.28	-19,379.31	826,684.40	
	5,871,535.37	2,820,771.28	2,196,730.75	
		8,382,986.22		
	22,424.25	-354,410.55	-226,349.37	
	-43,558.05	-1,287,940.07	-483,447.99	
	998,287.07	1,452,312.44	370,944.49	
	927,606.86	-16,390.65	2,363.34	
	4,036,712.92	8,106,105.78	1,940,309.96	--

1

1

1

1

2016

PPP 60%

PPP

TPCO Rolling Mill No.2 Package EPC

40%

14.63 39.80% 2016

4

3

14.63 39.8%

1.26 88.12% 2015 2016

3.66 4,386.73 Biovac 1.01 541.71

7

4 75 2015 9 2016

121 1,375

4

5

PPP BOT TOT

6

BIOVAC		2,942.44				1.01 541.71		
MET		4,668.62				1.62 311.38		

1

2014 8

ABS

2

EPC

3

863 2009 2012 3 13

69 26 MET APTwater 13 22

2016 1

4

6.71 45.89%

5

95 377 / B

B A

2016

5 / 5,120

GB18918-2002 A

3,748

6

		11420080026	2013 8 14 -2018 8 13
		AW134008042	2015 3 30 -2020 3 30
		D234027385	2017 3 1 -2020 12 31
		D134106629	2017 2 23 -2022 2 23
		1-041	2014 1 28 -2019 1 27
	2016	AQBJX 201600179	2016 12 27 -2019 12 26
		JZ 2010 010636	2016 5 3 -2019 5 2
		A234008049	2016 9 12 -2021 9 12
	ISO9001	00115Q29373R5M/3400	2001 7 19 -2018 9 14
	ISO14001	00115E22565R5M/3400	2002 11 29 -2018 9 13
	OHSAS18001	00115S21577R1M/3400	2012 9 25 -2018 9 15

3

PPP

2016 -- --

1

2

1

	2016		2015		
	1,462,693,502.94	100%	1,046,297,682.40	100%	39.80%
	1,460,962,396.13	99.88%	1,044,338,264.91	99.81%	39.89%
	1,731,106.81	0.12%	1,959,417.49	0.19%	-11.65%
	902,682,968.33	61.71%	891,053,023.14	85.16%	1.31%
	387,116,783.07	26.47%	95,496,964.86	9.13%	305.37%
	171,162,644.73	11.70%	57,788,276.91	5.52%	196.19%
	1,731,106.81	0.12%	1,959,417.49	0.19%	-11.65%
	491,190,892.70	33.58%	512,568,226.72	48.99%	-4.17%
	237,465,788.13	16.23%	252,513,176.02	24.13%	-5.96%
	120,430,303.95	8.23%	76,479,824.91	7.31%	57.47%
	153,541,492.95	10.50%	94,371,035.52	9.02%	62.70%
	194,968,877.92	13.33%	96,407,134.72	9.21%	102.23%

	1,731,106.81	0.12%	1,959,417.49	0.19%	-11.65%

2 **10%**

	512,568,226.72	416,800,292.61	18.68%	-17.53%	-20.29%	2.82%
	252,513,176.02	163,095,292.63	35.41%	79.56%	85.75%	-2.15%
	76,479,824.91	46,348,758.72	39.40%	-35.16%	-24.85%	-8.31%

BT.4MCID 72/

2	MCC/Zhongye Energy Conservation and Environment Protection Co., Ltd.	44,365,347.64	4.52%
3		27,258,391.09	2.78%
4	Ambrose Construction LTD	26,942,593.49	2.74%
5		24,262,151.00	2.47%
	--	195,347,859.22	19.90%

3

	2016	2015		
	74,334,845.85	36,014,239.91	106.40%	
	157,468,612.16	79,890,621.39	97.11%	
	102,985,897.33	89,667,299.19	14.85%	

4

2016

1

2

3

4

5

JBCPZT0874-2016) 6 1

1		2015ZX07218001			
2	863	2009AA063804			
3	863	2009AA063801			

2016 2017

RO

12 STRO HRO

TDS 2016

13 /

HiPOx/PulseOx /

/

2016 19 16 69 26

MET APTwater 13 22

	2016	2015	2014
	142	79	58
	6.94%	4.31%	3.61%
	45,889,152.19	24,541,975.93	22,914,259.95
	3.14%	2.35%	2.24%
	0.00	0.00	0.00
	0.00%	0.00%	0.00%
	0.00%	0.00%	0.00%

5

	2016	2015	
	1,771,646,251.90	1,178,846,277.08	50.29%
	2,292,750,652.90	1,495,471,231.91	53.31%
	-521,104,401.00	-316,624,954.83	-64.58%
	410,038.61	1,518.40	26,904.65%
	469,290,380.50	240,993,107.77	94.73%

	-468,880,341.89	-240,991,589.37	-94.56%
	2,556,439,114.81	1,936,575,694.60	32.01%
	1,292,240,754.43	1,267,757,334.49	1.93%
	1,264,198,360.38	668,818,360.11	89.02%
	275,837,295.75	111,484,516.34	147.42%

50.29%

53.31%

94.73% PPP

32.01%

-521,104,401 720,547,728.87

199,443,327.87

	7,263,271.10	4.09%		
	6,640,516.57	3.74%		
	48,002,888.84	27.02%		78
	1,050,479.76	0.59%		

1

	2016	2015		

3		2,400	2,400	212.84	2,013.72	83.91%	2015 04 01	357.79		
4		4,678.05	4,678.05	50.22	4,679.22	100.00%	2015 02 01	503.35		
5 BOT		3,100	3,100	422.51	3,110.92	100.00%	2015 08 01			
6		2,898	2,898							

TOT+ BOT

	1 5,416.09 [2014]34010027 2 36,355.72 [2016]34010030
	4,500 6 2015 2 4 4,500

3

		(1)		(2)	(3)=(2)/(1)				
		2,898	770.75	2,558.62	88.29%	2015 02	104.68		

TOT+ BOT						01			
TOT+BOT		1,021		1,021	100.00%	2015 03 09	96.24		
		4,678.05	50.22	4,679.22	100.00%	2015 02 01	503.35		
	--	8,597.05	820.97	8,258.84	--	--	704.27	--	--

2012 1 6

TOT

TOT

2015 2 27 2015

( ) 2012 12 6

TOT

TOT

2015 2 27 2015

2

10%

			100,000,000	526,369,532.96	260,223,539.47	366,384,108.85	48,613,949.19	43,867,268.16
			50,000,000	442,680,554.42	162,233,103.56	43,686,010.39	27,901,829.81	26,280,531.30

		2016 3 2016 3,364,308.22 1,335,188.04 1,335,188.04
Biovac Environmental Technology AS		2016 3 2016 3-12 101,023,679.43 5,417,052.79 5,417,052.79
		2016 10 2016 0 0 0
		2016 7 2016 3,665,745.38 701,243.35 560,994.68
		2016 12 2016 0 -946.99 -946.99

5-10

1

2

3

4

PPP

1

2016 01 08			http://www.cninfo.com.cn/
2016 09 01			http://www.cninfo.com.cn/
2016 11 16			http://www.cninfo.com.cn/

2015 2016 4 22 304,146,267

10 0.5 2016 7 19 2016 7 20

10	0
10	1.00
10	0
	305,668,467
	30,566,846.70
	164,747,538.41
	100.00%
2016 40,997,879.13 2016 10% 4,099,787.91 143,026,696.33 2016 12 31 164,747,538.41 766,532,096.35 305,668,467 52,600 10 1.0	

3

1 2014 2014 12 31 88,226,542 , 10 1.2
10 20

2 2015 304,146,267 10 0.5

3 2016 305,668,467 52,600 10

1

2016	30,566,846.70	129,818,271.59	23.55%		
2015	15,207,313.35	74,967,882.44	20.29%		
2014					

			2% 1.5%			
				2014 06 23		
				2014 06 23		

2014 06

23

2

1

2 Goodtech Environment AS Biovac Environmental Technology AS 2016 3

	95
	9
	0

( )			( )	( )	( )		

2,935.42

[redacted]

[redacted]

1 2015 2,000
1,837.92 162.08 567

2015 9 7
1,837.92
337 1,837.92 1,397.0006

2015 11 10 2015 11 12
2 332
4,175,702 2016 9 14
3 46,000
2016 8 18 46,000
5,000

4 162.08 11.04 /
2016 9 2 24
2016 10 24 2016 11 1
5 2016 1,575.00
1,393.50 181.50 24.10 / 125

1,377.5 122
2016 12 6
2016 12 30 121 1,375 JLC1
036234

1



2

3

4

5

2016

1,300

	2016 07 29	

1

1

	39,792,459.63	14,555,892.34
	11,903,670.50	4,187,896.76
	9,956,268.75	3,138,738.67
	6,431,000.44	1,160,893.33
	14,526,705.85	2,899,712.73
	9,225,733.45	1,751,751.52

10%

10%

2

3

:

		535,252.29	555,900.00
		157,427.13	163,500.00
		244,084.29	253,500.00

10%

10%

2

1

	2016 03 28	3,000	2016 07 06			15		
	2016 07 29	5,250	2016 08 13	5,250		15		
	2016 07 29	5,250	2016 08 16	5,250		15		
	2016 08 12	2,800	2016 09 30	2,800		10		
	2016 09 02	3,000	2016 09 02	3,000		1		

A1+B1+C1		A2+B2+C2	
A3+B3+C3	230,772	A4+B4+C4	187,332.14
A4+B4+C4		123.96%	
70% E		72,730.57	
D+E+F		72,730.57	

2

3

1

2

4

		1											2016 12 26	2016-1 43

1

2

2016

PPP 400

, 1000

2016

2016 SBR

IV

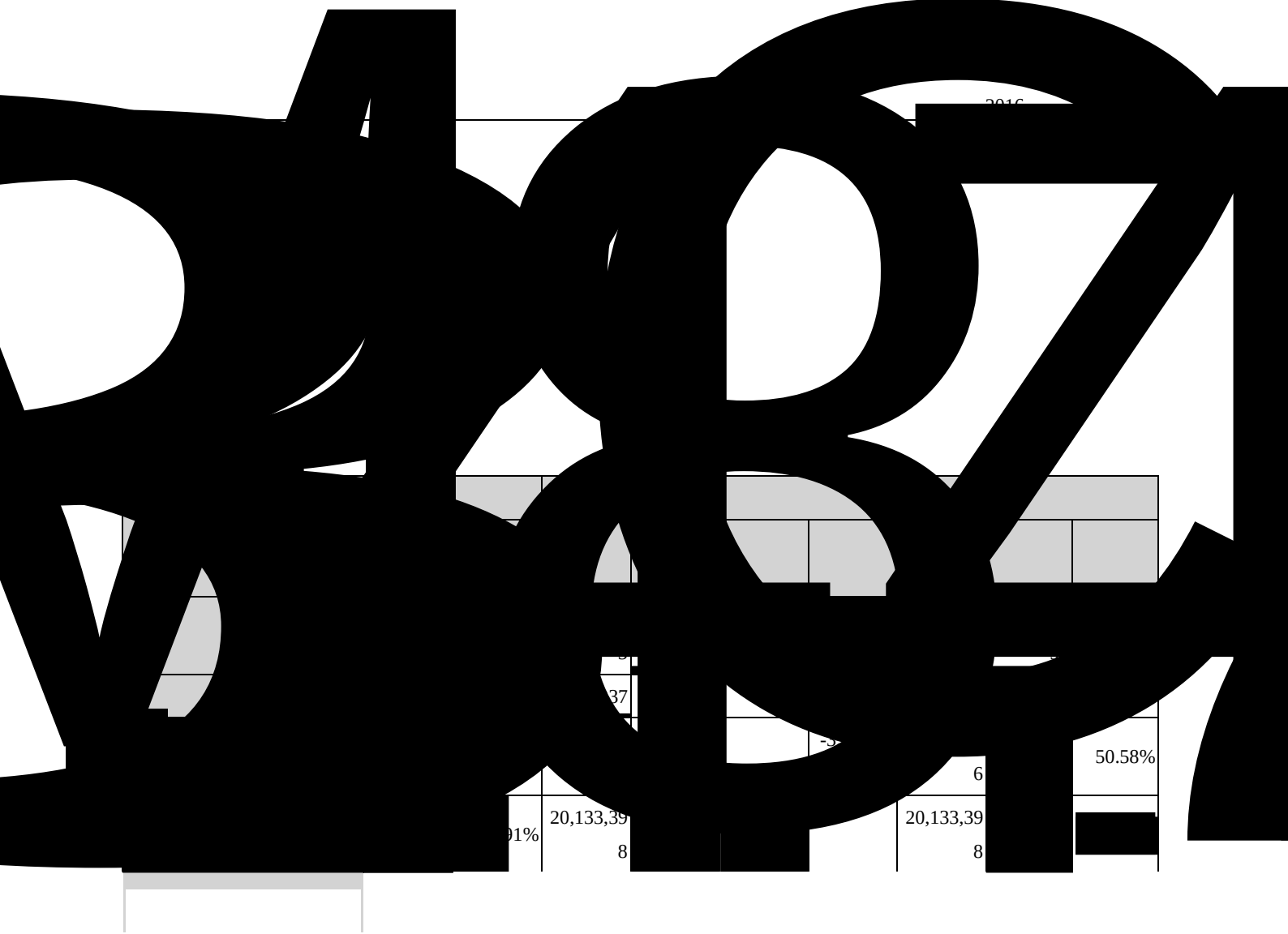

24 162.08 11.04 / 2016 9 2 2016 10 31
304,100,267 305,721,067

1 2015 3 18
2015 4 3 2015
2015 10 20
2015 11 5 2015

2015 12 31
[2015]3138 3,600
2 2016 7 29
3
46,000
3 2016 9 2
332
4 2016 9 2
24 162.08 11.04 / 2016 9 2

2

	116,776,605			116,776,605	38,925,535 77,851,070	2017 8 1
			14,675,767	14,675,767		2017 4 20

* 9					14,675,767	
			5,363,237	5,363,237	5,363,237	2017 4 20
172			909,605	909,605	909,605	2017 4 20
177			909,605	909,605	909,605	2017 4 20
176			3,638,421	3,638,421	3,638,421	2017 4 20
	1,500,000			1,500,000	500,000 1,000,000	2017 8 1
	750,000			750,000	250,000 500,000	2017 8 1
	750,000			750,000	250,000 500,000	2017 8 1
	750,000		10,000	760,000	250,000 500,000 10,000	2017 8 1
	753,750	15,000	11,250	750,000	250,000 500,000	2017 8 1
	750,000			750,000	250,000 500,000	2017 8 1
	450,000		5,000	455,000	150,000 300,000 5,000	2017 8 1
	150,000			150,000	50,000 100,000	2017 8 1

	150,000			150,000	50,000 100,000	2017 8 1
	51,000			51,000	68,000	
	7,500	7,500	52,500	52,500		
	7,500	7,500	47,500	47,500		
	7,500	7,500	42,500	42,500		
			30,000	30,000		
			35,000	35,000		
			42,500	42,500		
			15,000	15,000		
			2,000	2,000		
			15,000	15,000		
			1,950	1,950		
	13,970,006	4,221,702	1,620,800	11,369,104		
	136,823,861	4,259,202	27,427,635	159,992,294	--	--

1

	2016 04 20	20.51	25,496,635	2016 04 20	25,496,635	
	2016 09 02	11.04	1,620,800	2016 11 01	1,620,800	

2

1 2016 4 13
25,496,635 2016 4 20
2 2016 11 1
1,620,800 2016 11 1

3

1

	24,836		23,829	9	0	9	0	
5% 10								
		38.20%	116,776,605		116,776,605			99,900,000
		11.65%	35,624,908	-14,000,000		35,624,908		
*		4.80%	14,675,767	14,675,767	14,675,767			

9								
		3.25%	9,924,981			9,924,981		
		2.10%	6,432,298			6,432,298		
		1.75%	5,363,237	5,363,237	5,363,237			
176		1.19%	3,638,421	3,638,421	3,638,421			
		0.50%	1,520,000		1,500,000	20,000		1,500,000
		0.32%	980,200			980,200		
		0.31%	955,512			955,512		
10 4		* 9 176 14,675,767 5,363,237 3,638,421 2016 4 20 2017 4 20 12						

10

	35,624,908		35,624,908
	9,924,981		9,924,981
	6,432,298		6,432,298
	980,200		980,200
	955,512		955,512
	955,512		955,512
	800,139		800,139
	645,600		645,600
	494,400		494,400
	469,279		469,279

10 10 10	
5	494,400

10 10

10 10

2

	/			
		1994 06 30	91340100705040467D	

3

10		

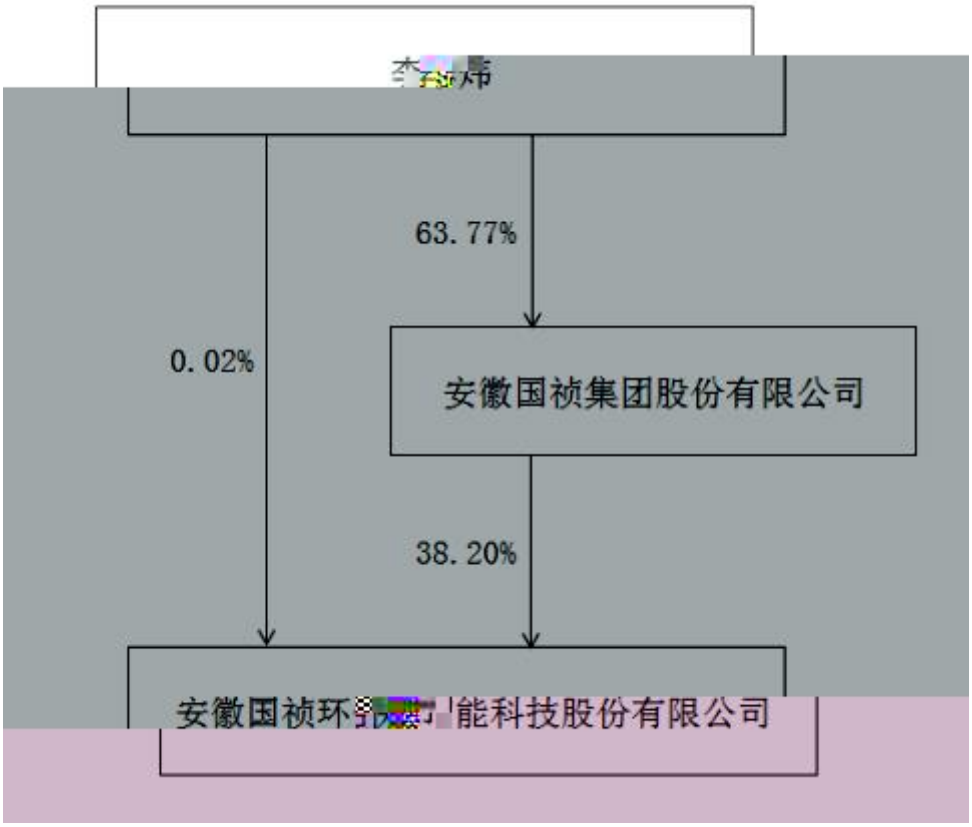

4 10%

	/			
		1949 12 01	262,685,964,870	
		2005 11 08	1500	

5

				50							
				51							
				50			450,000	5,000			455,000
				54			760,000				760,000
				50			760,000				760,000
				49			765,000				765,000
	--	--	--	--	--	--	10,923,000	7,600	10,000		10,920,600

			2016 04 27	
			2016 05 27	
			2016 08 23	
			2016 08 23	
			2016 08 23	
			2016 08 23	
			2016 08 23	
			2016 08 23	
			2016 08 23	
			2016 08 23	
			2016 07 28	

9 3

1 1942 1997

2 1971 2002
CEO
3 1978 2004
4 1966 2015
5 1963 1988 1988

6 1967 2012 11

7 1970 2010
8 1962 2016

9 1966 2016

5 2

1 1965 2000

2 1972 2009

3 1981 2013

4 1986 2012
5 1987 2015

1 1970 2015
2 1963 2004
3 1978 2002
4 1975 2011

5 1974 2009

6 1977 2008

7 1976 1998

8 1968 2003

			75		48.75	
			46		47.81	
	/		39		33.15	
			51		82.75	
			50			
			54			
			47		5	
			55		1.66	
			51		1.66	
			52		32.85	
			45			
			31		3.86	
			36			
			30		7.98	
			47		55.2	
			54		24.33	
			39		21	
			42		24.8	
			43		24.55	
			40		33.45	
			41		9.6	
			49		29.6	
			58			
			52		4.58	
			54		4.58	
			50		4.58	

			51			
			50		12.2	
			54		11.1	
			50		17.7	
			49		14	
	--	--	--	--	556.74	--

			/			/		
			/					

	123
	449
	96
	138
	2,045
	6
	141
	625
	755
	518
	2,045

2

+ + + +

12

1.
2.
3.
4.

2 2

3

EL

4

1

2

,

3

4

5

6

7

www.cninfo.com.cn

1

2

3

4

5

1

2

1

	20	18	2			
	10	10				
	10	8	2			
	10	8	2			
	10	8	2			
	10	10				
		8				

2

3

9 3

1

2

	2017 04 19
	100.00%
	100.00%

	(0.5%) (0.5%) (0.1%) (0.1)	500 ( ) 50 ( )--500 50
	0	
	0	
	0	
	0	

2016 12 31	
	2017 04 19
	[2017]34020009

	2017 04 19
	[2017]34020009

2016 12
31 2016

1
2

2016 12 31 2016

.

1

2016 12 31

	637,041,618.93	342,068,494.72
	30,565,494.50	23,397,692.24
	601,284,318.32	588,592,224.68
	15,409,854.39	120,253,643.04
	900,000.00	
	198,053,803.64	70,492,070.33
	172,240,430.79	91,776,145.25
	62,192,812.70	42,738,000.21
	1,717,688,333.27	1,279,318,270.47
	1,800,000.00	
	2,736,664,636.73	2,017,657,841.72
	30,485,176.71	17,486,099.88

	230,965,435.99	224,183,242.53
	16,489,576.60	20,279,835.81
	270,052,413.43	135,705,874.88
	292,158,437.94	259,395,685.75
	162,379.40	231,525.24
	21,350,414.68	21,429,733.36
	99,000,000.00	
	3,699,128,471.48	2,696,369,839.17
	5,416,816,804.75	3,975,688,109.64
	563,132,000.00	562,504,400.00

	50,661,467.94	45,255,417.44
	436,876,850.48	461,484,926.53
	33,354,412.21	79,558,566.20

	343,411,384.48	217,962,806.00
		100,000,000.00
	1,747,343,231.34	1,899,749,895.57
	1,474,373,757.68	1,023,595,047.97
	392,500,000.00	2,700,000.00
	4,683,403.01	5,342,929.98
	120,943,875.59	104,634,808.92
	12,307,147.92	12,960,320.68
	12,234,679.95	10,476,877.13
	4,182,400.00	
	2,021,225,264.15	1,159,709,984.68
	3,768,568,495.49	3,059,459,880.25
	305,721,067.00	278,649,632.00
	766,532,096.35	267,782,956.35
	153,009,182.08	193,626,039.80
	2,023,467.95	-202,230.67
	36,842,516.87	32,742,728.96
	553,148,938.88	442,607,704.34
	1,511,258,904.97	827,954,751.18
	136,989,404.29	88,273,478.21

	1,648,248,309.26	916,228,229.39
	5,416,816,804.75	3,975,688,109.64

2

	260,848,515.39	132,240,501.76
	5,225,000.00	979,000.00
	290,714,281.10	245,838,367.95
	8,653,155.03	37,811,577.24
	900,000.00	
	458,781,231.89	500,024,094.59
	163,060,093.69	75,401,856.60
	1,188,182,277.10	992,295,398.14
	1,800,000.00	
	188,000,000.00	120,000,000.00
	100,431,838.66	92,249,735.22
	1,499,168,515.88	1,308,533,408.83
	111,614,568.20	117,603,382.60

	23,302,747.99	23,695,190.58
	13,949,176.75	12,540,898.54
	99,000,000.00	
	2,037,266,847.48	1,674,622,615.77
	3,225,449,124.58	2,666,918,013.91
	488,200,000.00	516,881,000.00
	40,493,494.64	42,124,967.44
	238,970,722.55	254,158,809.73
	26,671,675.23	24,110,847.29
	4,225,386.85	2,412,697.61
	18,216,213.89	8,929,164.75
		766,393.44
	809,858,945.60	711,094,671.76
	118,701,384.48	115,312,806.00
		100,000,000.00
	1,745,337,823.24	1,775,791,358.02
	313,657,320.18	349,998,619.47

	7,710,000.00	8,155,000.00
	4,182,400.00	
	359,233,123.19	362,506,540.45
	2,104,570,946.43	2,138,297,898.47
	305,721,067.00	278,649,632.00
	766,532,096.35	267,782,956.35
	153,009,182.08	193,626,039.80
	44,141.60	44,141.60
	36,842,516.87	32,742,728.96
	164,747,538.41	143,026,696.33
	1,120,878,178.15	528,620,115.44
	3,225,449,124.58	2,666,918,013.91

3

	1,462,693,502.94	1,046,297,682.40
	1,462,693,502.94	1,046,297,682.40
	1,339,247,694.47	972,595,636.42
	981,637,689.02	744,078,764.31

	16,180,133.54	13,799,245.33
	74,334,845.85	36,014,239.91
	157,468,612.16	79,890,621.39
	102,985,897.33	89,667,299.19
	6,640,516.57	9,145,466.29
	7,263,271.10	2,026,494.61
	878,252.04	88,475.43
-		
	130,709,079.57	75,728,540.59
	48,002,888.84	30,430,989.88
	377,919.70	
	1,050,479.76	1,321,181.57
	265,714.42	19,379.31
	177,661,488.65	104,838,348.90
	30,651,641.21	23,381,556.56
	147,009,847.44	81,456,792.34
	129,818,271.59	74,967,882.44
	17,191,575.85	6,488,909.90
	2,617,267.89	-340,716.73
	2,225,698.62	-246,372.27
1.		
2.		
	2,225,698.62	-246,372.27

1.		
2.		
3.		
4.		
5.	2,225,698.62	-246,372.27
6.		
	391,569.27	-94,344.46
	149,627,115.33	81,116,075.61
	132,043,970.21	74,721,510.17
	17,583,145.12	6,394,565.44
	0.41	0.26
	0.40	0.26

	79,152,691.38

5

	1,646,366,892.15	1,034,724,010.55
	40,516,148.91	14,958,746.84
	84,763,210.84	129,163,519.69
	1,771,646,251.90	1,178,846,277.08
	1,667,884,786.17	1,138,647,627.20
	720,547,728.87	385,705,291.09
	217,402,104.26	138,897,250.69
	139,232,987.33	74,603,129.19

	2016	
	268,230,775.14	143,323,224.83

1													
2													
3													

							2.27				882.44	65.44	075.61
	13,970,006.00				181,804,133.80	193,626,039.80							2,148,100.00
1	13,970,006.00				179,656,033.80	193,626,039.80							
2													
3					2,148,100.00								2,148,100.00
4													
									3,769,816.71		-14,357,001.75	-799,227.42	-11,386,412.46
1									3,769,816.71		-3,769,816.71		
2													
3											-10,587,185.04	-799,227.42	-11,386,412.46
4													
	176,453,084.00				-176,453,084.00								
1													

					267,782,956.35	193,626,039.80	-202,230.67		32,742,728.96		442,607,704.34	88,273,478.21	916,228,229.39

8

					267,782,956.35	193,626,039.80	44,141.60		32,742,728.96	143,026,696.33	528,620,115.44
	278,649,632.00				267,782,956.35	193,626,039.80	44,141.60		32,742,728.96	143,026,696.33	528,620,115.44

									.91	87.91	
2										-15,177, 249.14	-15,177,2 49.14

										167.08	7.08

2016 49
6

1

33 76 2006 2 15 41

15 2014

2

12

1

2016 12 31 2016
2014
15

2

1 1 12 31

3

12

4

5

1

2

12

12

5 2012

19 33 5 2

6

1

2

2

22

14 2

7

13 2

8

8

9

1

2

10

1

2

9 10

A. B.

C.

A.

B.

9 10

3

4

5

13

14

6

7

8

9

10

BOT

TOT

2

BOT TOT

17

1

BOT TOT

2

11

1

	5%

2

1 1	3.00%	3.00%
1 2	10.00%	10.00%
2 3	20.00%	20.00%
3 4	50.00%	50.00%
4 5	50.00%	50.00%
5	100.00%	100.00%

3

12

1

2

3

4

5

13

8

1

2

14

1

22

2

20

5 2

18

3

19

20

21

1

2

22

23

24

1

2

Af

X6O[illegible]

/

2

27

28

1

1

2

2

3

( )

( )

( )

1 EPC

2 BT Build-Transfer

BT

3 EPC BT

4

5

6

BOT

15 2

15 2 2

A

BOT TOT

3

4

31

1

1

2

2

3

4

32

1

23

2

3

4

5

6

34

1

	3%-17%	3%-17%
	1%-7%	1%-7%
	3%-5%	3%-5%

	15.00%
(" ")	25.00%
(" ")	25.00%
(" ")	25.00%
(" ")	25.00%
(" ")	25.00%
(" ")	25.00%
(" ")	15.00%
(" ")	25.00%
(" ")	25.00%
(" ")	25.00%
(" ")	25.00%
(" ")	25.00%
(" ")	25.00%
(" ")	15.00%
(" ")	7.50%

(" ")	25.00%
(" ")	12.50%
(" ")	12.50%
(" ")	
(" ")	
(" ")	25.00%
(" ")	
(" ")	
(" ")	25.00%
(" ")	
(" ")	25.00%
(" ")	25.00%
(" ")	25.00%
(" ")	
(" ")	25.00%
(" ")	25.00%
(" ")	25.00%
(" ")	25.00%
(" ")	25.00% 12.50%
(" ")	25.00% 12.50%
(" ")	25% 12.50%
(" ")	25.00%
(" ")	12.50%
(" ")	25.00%
(" ")	25.00%
(" ")	25.00%
(" ")	15.00%
(" ")	25.00%
Biovac EnvironmentalTechnologyAS(" Biovac ")	25.00%

2

3

1

		91,998.25
	575,694,896.62	299,765,602.62
	61,346,722.31	42,210,893.85
	637,041,618.93	342,068,494.72
	12,737,391.17	2,459,848.86

1 2016 12 31

26,565,372.22 34,778,397.91 2,952.18

2 2016 12 31 12,737,391.17 2015 12 31 2,459,848.86

2

3

4

1

	30,565,494.50	23,397,692.24
	30,565,494.50	23,397,692.24

2

3

	10,593,850.64	
	10,593,850.64	

4

5

1

	647,987,216.63	100.00%	46,702,898.31	7.21%	601,284,318.32	630,469,035.09	100.00%	41,876,810.41	6.64%	588,592,224.68
	647,987,216.63	100.00%	46,702,898.31	7.21%	601,284,318.32	630,469,035.09	100.00%	41,876,810.41	6.64%	588,592,224.68

1			
1	406,571,505.94	12,197,145.20	3.00%
1	406,571,505.94	12,197,145.20	3.00%
1 2	191,509,363.71	19,150,936.37	10.00%
2 3	33,510,247.03	6,702,049.41	20.00%
3 4	12,859,808.75	6,429,904.38	50.00%
4 5	2,626,856.50	1,313,428.25	50.00%
5	909,434.70	909,434.70	100.00%
	647,987,216.63	46,702,898.31	7.21%

2

4,424,266.22

3

4

136,929,528.06

21.13% 7,276,200.15

5

6

6

1

1	15,143,618.35	98.27%	106,551,426.61	88.61%
1 2	208,141.28	1.35%	7,719,102.66	6.42%
2 3	29,388.76	0.19%	4,306,419.68	3.58%
3	28,706.00	0.19%	1,676,694.09	1.39%
	15,409,854.39	--	120,253,643.04	--

1

2

5,540,885.58 35.96%

7

1

2

1			
1	78,979,721.21	2,369,391.65	3.00%
1	78,979,721.21	2,369,391.65	3.00%
1 2	16,335,004.40	1,633,500.44	10.00%
2 3	5,474,154.71	1,094,830.94	20.00%
3 4	2,954,443.47	1,477,221.74	50.00%
4 5	1,770,849.25	885,424.63	50.00%
5	931,047.73	931,047.73	100.00%
	106,445,220.77	8,391,417.13	7.88%

2

2,216,250.35

3

7

8

2016 12 26

PPP

1 12

6.5%

38%

PPP

PPP

10

1

	9,174,011.73		9,174,011.73	9,212,603.70		9,212,603.70
	10,503,597.84		10,503,597.84	11,549,549.12		11,549,549.12
	17,443,647.64		17,443,647.64	1,746,119.93		1,746,119.93
	135,119,173.58		135,119,173.58	69,267,872.50		69,267,872.50
	172,240,430.79		172,240,430.79	91,776,145.25		91,776,145.25

2

3

4

	781,083,040.01
	152,080,824.91
	798,044,691.34
	135,119,173.58

11

12

	62,192,812.70	42,738,000.21
	62,192,812.70	42,738,000.21

13

14

1

3

GOLDEN TRUECO LTD( )	532,041.14			532,041.14	532,041.14			532,041.14	24.00%	
		1,800,000.00		1,800,000.00					15.00%	
	532,041.14	1,800,000.00		2,332,041.14	532,041.14			532,041.14	--	

4

	532,041.14			532,041.14
	532,041.14			532,041.14

5

2009

15

1

	3,480,100.00	4,480,100.00		4,480,100.00	
	2,694,411,892.77	1,964,759,618.71		1,964,759,618.71	
	85,024,015.63	74,902,870.10		74,902,870.10	
	11,927,723.03	12,866,765.12		12,866,765.12	

27,509,775.40 30,783,262.84

26,730,977.39

2016 12 31

2016 12 31 29

2

3

	9,336,265.56			796,729.43			900,000.00			9,232,994.99	
	878,359.59			55,514.25						933,873.84	
	7,271,474.73			21,296.31						7,292,771.04	
		5,116,200.00		-2,304.25						5,113,895.75	
		6,650,000.00		7,016.30						6,657,016.30	
BRA Miljöteknik Sverige AB									1,254,624.79	1,254,624.79	

2

3

19

1

1.	226,341,058.37	44,944,844.28	17,078,515.35	15,352,628.68	9,442,900.30	313,159,946.98
2.	3,664,452.24	24,305,945.65	667,502.17	215,706.26	3,230,992.72	32,084,599.04
1	3,664,452.24	3,498,011.53	436,000.89	215,706.26	2,591,377.57	10,405,548.49
2		15,940,134.62				15,940,134.62
3		4,867,799.50	231,501.28		639,615.15	5,738,915.93
3.	1,337,295.96	74,155.92	760,221.34	86,980.50	15,916.80	2,274,570.52
1	1,337,295.96	74,155.92	760,221.34	86,980.50	15,916.80	2,274,570.52
4.	228,668,214.65	69,176,634.01	16,985,796.18	15,481,354.44	12,657,976.22	342,969,975.50
1.	48,330,463.57	18,830,393.84	10,262,391.50	8,669,333.47	2,884,122.07	88,976,704.45
2.	8,351,326.88	12,688,172.80	1,015,731.17	906,364.83	2,042,206.48	25,003,802.16
1	8,351,326.88	10,179,125.93	784,229.89	906,364.83	1,619,749.72	21,840,797.25

3.	1,125,101.48	63,985.49	693,167.62	84,080.53	9,631.98	1,975,967.10
1	1,125,101.48	63,985.49	693,167.62	84,080.53	9,631.98	1,975,967.10
4.	55,556,688.97	31,454,581.15	10,584,955.05	9,491,617.77	4,916,696.57	112,004,539.51
1.						
2.						

5

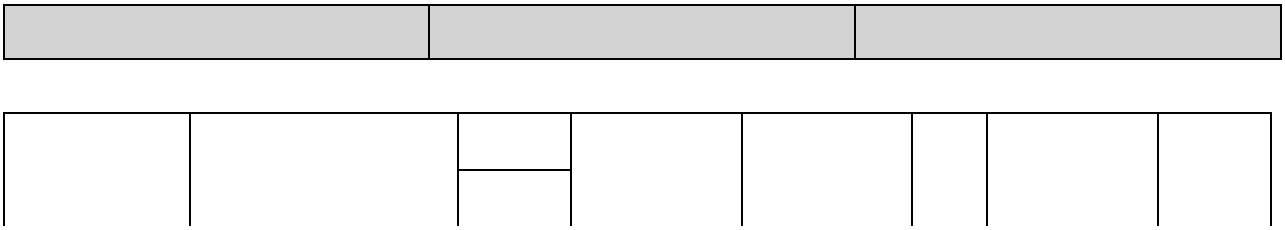

BOT	33,188,000.00	16,489,576.60				16,489,576.60	49.69%	49.69%				
PPP	198,000,000.00		142,312,888.04		142,312,888.04		71.88%	71.88%	4,059,028.29	4,059,028.29	3.00%	
	16,103,998.00	1,857,132.74	14,083,001.88	15,940,134.62								

22

23

1

[redacted]

2

24

[redacted]

	8,259,998.77	139,121,985.84	4,641,063.24	168,468,426.50
	1,042,810.49	147,792,049.02	485,433.58	149,320,293.09
	1,042,810.49	1,575,265.31	321,669.67	2,939,745.47

[redacted]

1						
4.	16,445,378.65		9,302,809.26	286,914,034.86	5,126,496.82	317,788,719.59
1.	2,179,318.91		1,753,788.22	27,755,838.64	1,073,605.85	32,762,551.62
2.	363,819.00		550,059.01	13,217,087.80	842,788.73	14,973,754.54
1	363,819.00		550,059.01	13,217,087.80	842,788.73	14,973,754.54
3.						
1						
4.	2,543,137.91		2,303,847.23	40,972,926.44	1,916,394.58	47,736,306.16
1.						
2.						
1						
3.						
1						
4.						
1.	13,902,240.74		6,998,962.03	245,941,108.42	3,210,102.24	270,052,413.43
2.	14,266,059.74		6,506,210.55	111,366,147.20	3,567,457.39	135,705,874.88

2

1

BOT BOT

PPP

2

PPP

1.98 PPP

3

26

27

1

100%	3,073,323.70					3,073,323.70

7 2016 Biovac 100% 33,802,273.26 2016 2 28 Biovac
1,039,521.07 Biovac 100% 32,762,752.19

28

	231,525.24	30,793.23	99,939.07		162,379.40
	231,525.24	30,793.23	99,939.07		162,379.40

29 /

1

	52,246,389.29	8,140,903.14	45,046,806.61	7,010,314.59
	20,758,148.76	4,061,754.74	25,473,086.48	5,145,232.92
	56,301,642.33	8,445,246.35	56,301,642.33	8,445,246.35
			110,000.00	27,500.00
	4,683,403.01	702,510.45	5,342,929.98	801,439.50
	133,989,583.39	21,350,414.68	132,274,465.40	21,429,733.36

2

	2,773,422.93	416,013.44	3,104,333.12	465,649.97
	65,232,329.59	12,863,458.67	75,718,986.21	10,011,227.16
	68,005,752.52	13,279,472.11	78,823,319.33	10,476,877.13

3

		21,350,414.68		21,429,733.36
		12,234,679.95		10,476,877.13

4

	2,847,926.15	3,005,170.58
	30,876,565.31	17,974,141.56
	33,724,491.46	20,979,312.14

5

2016	2,059,551.01	3,441,882.02	
2017	4,130,258.42	4,130,258.42	
2018	2,478,155.05	2,478,155.05	
2019	3,304,206.74	3,304,206.74	
2020	4,619,639.33	4,619,639.33	
2021	14,284,754.76		
	30,876,565.31	17,974,141.56	--

30

	99,000,000.00	
	99,000,000.00	

2016 10 1.1

60%

2016 12 31 9,900

31

1

	30,000,000.00	149,000,000.00
		5,800,000.00
	503,132,000.00	352,704,400.00
+	30,000,000.00	30,000,000.00
		25,000,000.00
	563,132,000.00	562,504,400.00

2

1

2016 8 25 2016 1673501A0113-b

K-2-2-A

5,000.00 2016 8 25 2019 8 25 2016 12 31

3,000.00

2

2016 3 28 20160312

3,984.78 556.00 600.00

3,000 2016 3 12

2017 3 12 2016 12 31 3,000.00

32

33

34

	50,661,467.94	45,255,417.44
	50,661,467.94	45,255,417.44

35

1

	436,876,850.48	461,484,926.53
	436,876,850.48	461,484,926.53

2 1

	11,045,482.91	
	10,283,851.51	
	21,329,334.42	--

36

1

	21,142,670.07	53,384,382.50
	11,976,678.58	16,848,183.70
	235,063.56	9,326,000.00
	33,354,412.21	79,558,566.20

2 1

	11,976,678.58	2015 2250
	11,976,678.58	--

3

37

1

	5,130,734.36	202,589,754.80	198,621,322.65	9,099,166.51
-		18,143,678.89	18,143,678.89	
	5,130,734.36	220,733,433.69	216,765,001.54	9,099,166.51

2

1	3,633,670.79	166,442,011.46	162,473,613.30	7,602,068.95
2		14,207,506.60	14,207,506.60	
3		8,160,652.29	8,160,652.29	
		6,861,188.75	6,861,188.75	
		586,487.24	586,487.24	
		712,976.30	712,976.30	
4		8,216,881.29	8,216,881.29	
5	1,497,063.57	3,479,986.40	3,479,952.41	1,497,097.56
8		2,082,716.76	2,082,716.76	

	5,130,734.36	202,589,754.80	198,621,322.65	9,099,166.51

3

1		17,143,317.14	17,143,317.14	
2		1,000,361.75	1,000,361.75	
		18,143,678.89	18,143,678.89	

38

	5,006,944.30	12,554,232.53
	7,284,334.98	9,329,290.63
	1,001,332.51	1,058,704.61
	1,535,374.68	854,443.04
	2,447,813.71	4,379,480.69
	1,124,372.39	1,068,840.29
	649,917.62	379,139.35
	99,435.01	182,350.94
	1,528,912.70	58,760.49
	20,678,437.90	29,865,242.57

39

		766,393.44
	2,111,877.97	
	2,111,877.97	766,393.44

40

1

41

1

	57,103,870.34	81,141,822.42
	152,282,776.08	193,626,039.80
	78,630,987.43	122,453,546.81
	288,017,633.85	397,221,409.03

2 1

	48,528,700.00	
	28,999,000.00	
	12,978,259.80	
	4,284,180.00	
	4,058,703.05	BOT
	2,000,000.00	
	2,142,060.00	
	1,027,568.00	
	1,000,000.00	
	1,000,000.00	
	1,000,000.00	
	107,018,470.85	--

42

43

	261,411,384.48	215,962,806.00
	82,000,000.00	2,000,000.00
	343,411,384.48	217,962,806.00

44

		100,000,000.00
		100,000,000.00

2015 11 9 2015 1

366 100 2015 11 9

5.50%

45

1

	354,400,002.16	328,274,853.97
+	1,381,385,140.00	901,283,000.00
+		10,000,000.00

	-261,411,384.48	-215,962,806.00
	1,474,373,757.68	1,023,595,047.97

1 2009 10 10 2,800.00
2016 12 31 1,500.00
1 500.00
2 2015 1 10 15,000.00 , 4
10 10,000.00
2016 12 31 23,700.00 1 2,800.00
3 2009 4 10 3,200.00
2016 12 31 1,260.00 1
520.00
4 2013 1 8 3,000.00
2016 12 31 2,530.00 1
280.00
5 2011 3 9 4,200
2016 12 31 2,800.00 1
600.00
6 2012 7 5 5,000
2016 12 31
2,000.00 1 2,000.00
7 2013 4 10 8,400.00
2016 12 31 5,250.00 1
840.00
8 2013 4 8 2,600.00
2016 12 31 1,800.00 1
300.00
9 2014 12 7 4,000.00
2016 12 31 3,800.00
1 400.00
10) 2008 9 10 5,900
2016 12 31 2,907.30 1
480.00
11 2015 5 10 2,400.00
2016 12 31
1,990.00 1 200.00
12 2016 4 10 3,000.00
2016 12 31
2,960.00 1 100.00
13) 2015 10 10 5,000.00
2016 12 31

4,750.00 1 400.00

14 2015 8 15 7,800

2015 8 2015 11 2016 1 2016 2 2016 3 2016 5 2016 7
2,800 700 700 2,000 500 500 600 2016 12 31
7,620.00 1 426.00

15 2015 9 6 2,500.00

2016 12 31
2,400.00 1 300

16) 2015 11 7 22,100.00 ,
2015 11 15,500.00
2016 7 3,288 2016 12 31 16,573.714 1
2,762.286

17) 2016 4 Biovac Environmental Technology As 2
2,830.00 , Biovac Environmental Technology As
2016 12 31 2,122.50 1 1,415.00

18) 2013 1 5,500.00 4
5
2016 12 31 1,100.00 1 1,100.00

19 2016 1 12 13,300.00
2016 12 31
13,250.00 1 100.00

20 2016 2 10 3,500.00
2016 12
31 3,325.00 1 350.00

21 2016 4 10 3,000.00 5
10 10,000.00
2016 12 31
12,500.00 1 1,000.00

22 2016 10 7 1,030.00 11
7 3,970.00
2016 12 31 4,700.00
1 700.00

23 2016 8 15 5,250.00
2016 12 31
5,250.00 1

24 2016 8 15 5,250.00
2016 12
31 5,250.00 1 150

25 2016 9 10 2,800.00

2016 12 31 2,800.00 1

26 2016 7 15 33,000.00
2016

4,000.00 2016 12 31 4,000.00 1

46

1

2

3

4

47

1

	440,000,000.00	
PPP	30,000,000.00	
BOT	4,500,000.00	4,700,000.00
	-82,000,000.00	-2,000,000.00
	392,500,000.00	2,700,000.00

48

1

	4,683,403.01	5,342,929.98
	4,683,403.01	5,342,929.98

2

2000

637,102.72

49

50

	120,943,875.59	104,634,808.92	
	120,943,875.59	104,634,808.92	--

51

	8,155,000.00		445,000.00	7,710,000.00	
BOT	4,805,320.68		208,172.76	4,597,147.92	
	12,960,320.68		653,172.76	12,307,147.92	--

						/
( )	8,155,000.00		445,000.00		7,710,000.00	
	8,155,000.00		445,000.00		7,710,000.00	--

52

	4,182,400.00	
	4,182,400.00	

53

		+					
	278,649,632.00	27,117,435.00			-46,000.00	27,071,435.00	305,721,067.00

2015 [2015]3138

2016 4 2,549.6635

A 1,620,800.00 11.04

57

	-202,230.67	2,617,267.89			2,225,698.62	391,569.27	2,023,467.95
	44,141.60						44,141.60
	-246,372.27	2,617,267.89			2,225,698.62	391,569.27	1,979,326.35
	-202,230.67	2,617,267.89			2,225,698.62	391,569.27	2,023,467.95

58

59

	32,742,728.96	4,099,787.91		36,842,516.87
	32,742,728.96	4,099,787.91		36,842,516.87

60

	442,607,704.34	381,996,823.65
	442,607,704.34	381,996,823.65
	129,818,271.59	74,967,882.44
	-4,099,787.91	-3,769,816.71
	15,177,249.14	10,587,185.04
	553,148,938.88	442,607,704.34

1)

2)

3)

4)

5)

61

	1,460,962,396.13	981,637,689.02	1,044,338,264.91	744,055,017.03
	1,731,106.81		1,959,417.49	23,747.28
	1,462,693,502.94	981,637,689.02	1,046,297,682.40	744,078,764.31

62

	5,686,371.23	3,164,381.03
	4,549,380.91	2,931,789.93
	935,180.88	
	2,795,720.26	
	338,916.92	
	491,150.19	7,565,589.28
	1,383,413.15	137,485.09
	16,180,133.54	13,799,245.33

2016 8,606,561.58

2016 1-4 3,317,644.77 2016 12 3

[2016]22 2016 5-12

63

	32,233,021.21	10,472,848.45
	10,642,919.66	8,322,910.26
	7,641,604.42	6,367,357.19
	7,533,215.80	3,776,695.89
	9,344,042.80	4,136,143.92
	5,993,068.82	2,252,926.22
	946,973.14	685,357.98
	74,334,845.85	36,014,239.91

64

	48,978,036.11	25,326,675.90
	45,889,152.19	13,635,456.01
	3,317,644.77	7,721,290.54
	4,304,320.28	5,219,944.88
	5,543,523.42	5,433,506.28
	[redacted]	

	102,071,569.99	90,033,480.37
	-22,424.25	354,410.55
	7,415,223.26	3,797,953.27
	-2,019,997.48	-1,677,364.38
	1,097,472.38	655,988.40
	-440,101.17	-282,700.43
	2,276,953.61	937,895.23
	102,985,897.33	89,667,299.19

66

	6,640,516.57	9,145,466.29
	6,640,516.57	9,145,466.29

67

68

	878,252.04	88,475.43
	6,385,019.06	1,938,019.18
	7,263,271.10	2,026,494.61

69

	377,919.70		
	377,919.70		377,919.70
	5,871,535.37	2,820,771.28	5,871,535.37
	41,012,226.48	19,213,370.19	
		8,382,986.22	
	741,207.29	13,862.19	741,207.29
	48,002,888.84	30,430,989.88	6,990,662.36

								/
						2,140,000.00		
PPP						900,000.00		
						700,000.00		

)								
2015 "2+2"						200,000.00		
						153,000.00		
						114,000.00	496,000.00	
2015 59-12026						110,000.00		
						107,816.18		
						100,000.00		
							1,000,000.00	
2015							200,000.00	
							187,600.00	
							138,000.00	
							100,000.00	

						401,719.19	254,171.28	
	--	--	--	--	--	5,871,535.37	2,820,771.28	--

70

	265,714.42	19,379.31	265,714.42
	265,714.42	17,707.65	265,714.42
		1,671.66	
	780,805.00	959,000.00	780,805.00
	3,960.34	342,802.26	3,960.34
	1,050,479.76	1,321,181.57	1,050,479.76

71

1

	28,714,064.29	20,906,968.06
	1,937,576.92	2,474,588.50
	30,651,641.21	23,381,556.56

2

	177,661,488.65
/	26,649,223.30
	6,452,357.51
	-6,316,030.03
	1,899,851.18
	-345,582.75
	2,200,404.45

3

4

	100,000,000.00	
	100,000,000.00	

5

		2,900,000.00
	4,182,400.00	
	4,182,400.00	2,900,000.00

6

	2,276,953.61	937,895.23
	2,247,904.33	
	635,260.00	
	5,160,117.94	937,895.23

74

1

1	--	--
	147,009,847.44	81,456,792.34
	6,640,516.57	9,145,466.29
	21,840,797.25	12,140,420.35
	14,973,754.54	6,823,505.27
	99,939.07	58,100.00
	-112,205.28	19,379.31
	103,908,422.43	90,688,675.17
	-7,263,271.10	-2,026,494.61
	179,774.10	-1,290,727.90
	1,757,802.82	3,765,316.40
	-66,828,195.54	49,640,105.14
	-658,685,488.15	-652,212,381.53
	-84,626,095.15	85,166,888.94
	-521,104,401.00	-316,624,954.83
2	--	--
3	--	--
	575,694,896.62	299,857,600.87
	299,857,600.87	188,373,084.53
	275,837,295.75	111,484,516.34

2

	33,802,273.26
	--
Biovac Environmental Technology AS	33,802,273.26
	3,938,896.00
	--
Biovac Environmental Technology AS	3,938,896.00

77

1

	2,207,932.53	6.9370	15,316,427.84
	74.21	7.3070	542.25
	8,324,809.00	0.8047	6,698,973.80

2

1 McWong Environmental Technology
1921 Arena Blvd., Sacramento, CA 95834 U.S.A.

2 APT Water LLD
1921 Arena Blvd., Sacramento, CA 95834 U.S.A.

3 Biovac Environmental Technology AS
FAREXVEGEN 19, 2016 FROGNER, NORWAY

78

79

1

1

5

1

6

1

1

				100.00%		
				100.00%		
				100.00%		

				100.00%		
				100.00%		
				100.00%		
				95.83%		
				100.00%		
				100.00%		
				80.00%		
				70.00%	30.00%	
				100.00%		
				100.00%		
				100.00%		
				100.00%		
				100.00%		
				100.00%		
				100.00%		
				90.00%		
				100.00%		

				72.31%		
				100.00%		
Biovac Environmental Technology AS				100.00%		

2

	29.33%	470,136.04		15,800,874.67
	7.62%	-24,473.39		965,972.89
	15.00%	755,023.94	727,219.04	4,961,788.25
	7.62%	32,364.60		991,994.79
	7.62%	218,370.30		1,617,516.28
	7.62%	60,318.64		621,299.10
	10.00%	148,097.76		4,801,941.57
	27.69%	12,068,961.88		71,883,668.94
	4.17%	-23.92		21,547.80
	43.00%	3,322,551.33		29,122,551.33

	20.00%	140,248.67		6,200,248.67

3

	58,385,117.76	1,288,574.66	59,673,692.42	5,800,952.32		5,800,952.32	54,248,041.05	1,260,262.78	55,508,303.83	3,238,482.37		3,238,482.37
	2,714,805.48	47,336,184.16	50,050,989.64	32,874,180.07	4,500,000.00	37,374,180.07	3,366,577.95	37,117,511.25	40,484,089.20	19,986,106.58	7,500,000.00	27,486,106.58
	2,861,798.10	65,932,933.02	68,794,731.12	12,965,505.01	22,750,637.77	35,716,142.78	1,940,356.28	67,286,547.69	69,226,903.97	9,116,849.68	27,216,831.95	36,333,681.63
	14,523,306.17	18,897,999.95	33,421,306.12	2,013,421.49	18,389,580.28	20,403,001.77	15,728,808.51	19,527,214.77	35,256,023.28	3,360,774.38	19,301,676.82	22,662,451.20
	8,980,917.40	24,321,993.79	33,302,911.19	294,758.34	11,780,905.13	12,075,663.47	1,231,028.84	24,783,787.72	26,014,816.56	5,791,125.32	1,862,195.44	7,653,320.76
	563,700.00	12,142,918.56	12,706,618.56	4,274,062.40	279,024.76	4,553,087.16	324,632.48	12,346,069.59	12,670,702.07	5,149,710.97	159,042.84	5,308,753.81

	56,479,919.85	93,570,099.04	150,050,018.89	16,100,305.90	83,993,478.58	100,093,784.48	14,273,344.41	94,985,504.45	109,258,848.86	35,499,984.58	27,220,426.18	62,720,410.76
	390,170,559.27	138,972,396.64	529,142,955.91	219,145,993.49	47,416,013.44	266,562,006.93	353,178,806.89	119,967,396.26	473,146,203.15	247,204,049.84	11,000,000.00	258,204,049.84
	17,066,072.99	23,047,810.76	40,113,883.75	131,500.00	28,000,000.00	28,131,500.00	3,023,435.29	10,572,371.52	13,595,806.81	1,612,849.50	11,465,649.97	13,078,499.47
	60,447,517.67	134,873,837.91	195,321,355.58	12,589,670.43	115,000,000.00	127,589,670.43						

	4,977,147.62	2,865,751.92	2,865,751.92		4,723,214.73	1,910,408.81		3,429,418.44
		791,583.14	791,583.14	-212,393.36	1,716,428.52	391,445.90		-419,587.12
	14,764,456.27	1,480,977.55		7,036,133.14	15,596,707.53			3,877,378.82
	366,384,108.85	43,585,994.52		73,728,536.23	93,370,355.18			

3

1

20% 20%

2

	/	/

3

	/	/

5

6

7

8

4

				/	

5

6

1

(31 45)

2

2016 12 31

2

1

3

3

4

5

1

/

		1,018,745.32			6,722,490.31
		726,756.00			

		137,857.28			
		105,660.37			
		45,120.00			

/

		16,504.85	11,650.49
			383,589.74
			550,000.00

2 / /

/

/	/	/	/	/	/	/

/

/

/	/	/	/	/	/	/

/

3

		535,252.29	555,900.00
		157,427.13	163,500.00
		244,084.29	253,500.00

	8,000,000.00	2016 03 18	2017 03 17	
	40,000,000.00	2016 01 19	2017 01 18	
	30,000,000.00	2016 01 12	2017 01 12	
	36,200,000.00	2016 02 02	2017 02 01	
	48,500,000.00	2015 04 27	2018 04 24	
	21,230,000.00	2016 04 01	2018 04 01	
	20,000,000.00	2012 07 31	2017 07 30	
	68,000,000.00	2015 08 21	2018 08 21	
	14,000,000.00	2014 04 10	2019 12 31	
	132,857,100.00	2015 11 17	2022 11 12	
	32,880,000.00	2016 07 13	2022 06 25	
	50,000,000.00	2016 10 10	2019 10 09	
	6,023,400.00	2008 12 16	2017 12 02	
	7,198,100.00	2014 06 27	2018 06 27	
	10,798,500.00	2014 07 24	2018 07 24	
	8,400,000.00	2015 01 30	2018 01 30	
	7,000,000.00	2015 05 12	2018 05 12	
	10,500,000.00	2015 07 16	2018 07 16	

1 2016 9 1,000.00

2016 9 30 2017 9 29 2016 12 31 1,000.00

2 2016 161602 110A1

161602 110A2 20,000.00

2016 3 24 2017 3 23

2.1 2016 9 9 2,400.00

2016 9 9 2017 9 8 2016 12 31 2,400.00

2.2 2016 5 31 3,000.00

2016 5 30 2016 12 31 3,000.00

2.3 2016 6 15 2,500

2016 6 15 2017 6 14 2016 12

3 2016 8 29 3,000.00 2016

8 29 2017 8 29 K-2-A

2016 12 31 3,000.00

4 2016 7 1 5,000.00 2016

2017 7 12 2016 12 31 5,000.00

5 2016

14 2015 4 27 5,000.00 3
2015 4 27 2018 4 24 2016 12 31
4,850.00 100.00
15) 2016 4 Biovac Environmental Technology As 2
2,830.00 , Biovac Environmental Technology As
2016 12 31 2,122.50 1 1,415.00
16 2012 7 31 5,000.00 5
2012 7 31
2017 7 30 2016 12 31 2,000.00
2,000.00
17 2015 8 21 8,500.00 3
2015 8 21 2018 8 14 2016 12 31 6,800.00
1,700.00
18 2014 4 10 2,700.00 6
2014 4 10 2020 4 10 2016 12 31 1,400.00
500.00
19) 2015 11 7 22,100.00
2015 11 15,500.00
2016 7 3,288.00 2016 12 31 16,573.714 1
2,762.286
20 2016 10 10 5,000.00 3
2016 10 10 2019 10 9 2016 12 31 5,000.00
21 2008 12 3 4,600.00
2008 12 16 2017 12 2
2016 12 31 602.34375 575.00
22) 2014 6 25 5,000.00 2014 6 27 2018
6 27 2016 12 31 1,799.656466
1,282.852448
23) 2015 1 30 1,200 2015 1 30 2018 1
30 2016 12 31 840.00
360.00
24) 2015 5 12 1,000 2015 5 12 2018 5
12 2016 12 31 700.00
300.00
25) 2015 7 16 1,500 2015 7 16 2018 7
16 2016 12 31 1,050.00
450.00

5

		1,759,799.51	1,726,950.16
		7,300.00	
		4,500.00	
		51,000.00	
		1,822,599.51	1,726,950.16
		20,000.00	20,000.00
		215.34	
		200,000.00	
		9,781.50	
		229,996.84	20,000.00

7

8

1

	15,370,800.00
	0.00
	0.00
	24.01 3
	13.86 2 11.04 2

2

	Black-Scoles

1

3

4

1

1

2

2

3

1

2

4

5

6

1

3

3

10%

2

	924,732,083.15	430,365,807.84	171,162,644.73	-65,298,139.59	1,460,962,396.13
	606,719,918.67	315,830,072.53	123,979,488.57	-64,891,790.75	981,637,689.02

3

4

	465,324,060.79	100.00%	6,542,828.90	1.41%	458,781,231.89	504,805,873.94	100.00%	4,781,779.35	0.95%	500,024,094.59

1			
1	68,450,447.30	2,053,513.43	3.00%
1	68,450,447.30	2,053,513.43	3.00%
1 2	5,625,194.50	562,519.45	10.00%
2 3	5,070,866.71	1,014,173.34	20.00%
3 4	2,855,043.03	1,427,521.52	50.00%
4 5	1,588,897.34	794,448.67	50.00%
5	690,652.49	690,652.49	100.00%
	84,281,101.37	6,542,828.90	7.76%

	100,000,000.00	

	281,042,959.42	450,098,205.13

		21,987,157.24		4.73%	
		21,728,862.47		4.67%	
	--	208,340,558.63	--	44.78%	

6

7

8

3

	36,000,000.00			36,000,000.00		
	15,000,000.00			15,000,000.00		
	11,500,000.00			11,500,000.00		
	12,500,000.00			12,500,000.00		
	54,810,000.00			54,810,000.00		
	14,000,000.00			14,000,000.00		
	12,600,000.00			12,600,000.00		
	9,000,000.00			9,000,000.00		
	9,000,000.00			9,000,000.00		
	200,000,000.00			200,000,000.00		
	31,000,000.00			31,000,000.00		
	34,200,000.00			34,200,000.00		
	11,624,971.17			11,624,971.17		
	51,578,592.06			51,578,592.06		
	25,404,500.00			25,404,500.00		
	369,274,200.00			369,274,200.00		
	58,000,000.00			58,000,000.00		
	10,625,483.98			10,625,483.98		
	11,500,000.00			11,500,000.00		

		10,000,000.00		10,000,000.00		
		11,000,000.00		11,000,000.00		
		24,240,000.00		24,240,000.00		
Biovac Environmental Technology AS		40,458,377.62		40,458,377.62		
		100,000,000.00		100,000,000.00		
		5,040,000.00		5,040,000.00		
	1,299,197,143.27	190,738,377.62		1,489,935,520.89		

2

	9,336,265.56			796,729.43			900,000.00			9,232,994.99	
	.56										

3

4

	557,937,528.24	436,080,606.72	593,587,357.32	504,561,844.76
	1,410,160.59		1,852,724.19	
	559,347,688.83	436,080,606.72	595,440,081.51	504,561,844.76

5

	61,396,007.89	69,317,038.40
	796,729.43	49,652.70
	10,574,935.00	9,712,222.22
	6,385,019.06	1,938,019.18
	79,152,691.38	81,016,932.50

6

1

	112,205.28	
	5,871,535.37	

	927,606.86	
	4,036,712.92	--

1

1

2

		/	/
	10.65%	0.41	0.40
	10.32%	0.40	0.39

3

1

2

3

4

第十二节 备查文件目录

一、载有法定代表人、主管会计工作负责人、会计主管人员签名并盖章的财务报表。

二、载有会计师事务所盖章、注册会计师签名并盖章的审计报告原件。

三、报告期内在中国证监会指定网站上公开披露过的所有公司文件的正本及公告的原稿。

四、载有董事长签名的年度报告文本原件。

五、以上备查文件的备置地点：公司董事会办公室。